


## Census 2021 UK armed forces veterans headline results for Herefordshire

The Office for National Statistics (ONS) published a Census 2021 topic summary on UK armed forces veterans on 10<sup>th</sup> November 2022. The 2021 Census was the first census to ask questions about veterans, so it gives us a new data source to understand this group.

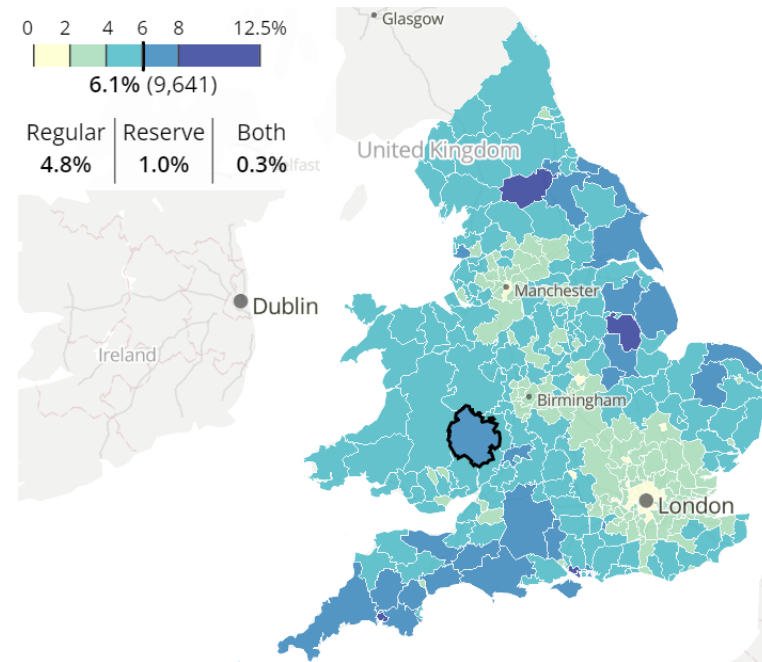
The Census identifies anyone aged 16+ who has previously served in the UK armed forces. This includes those who have served for at least one day in the armed forces, either regular or reserves, or Merchant Mariners who have seen duty on legally defined military operations.

### Previously served (persons) in the UK armed forces

9,600 Herefordshire residents aged 16 and over served in either the UK armed forces, UK reserve armed forces or both. This makes up 6.1% of the 16+ population in Herefordshire, compared with 3.8% in England and Wales. Other local authorities that contain military establishments also had above average numbers of veterans, which suggests UK armed forces veterans tend to stay in the same areas after they have left service. This can be seen in the map opposite.



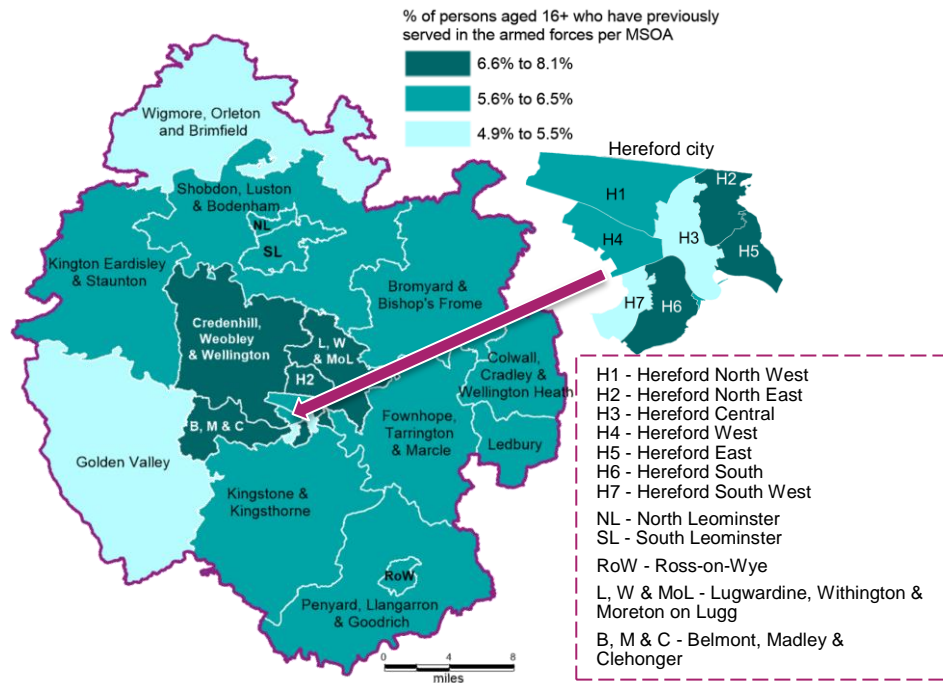
The majority of Herefordshire's veterans served in the UK armed forces (7,500, 78%) but there are also veterans who served in the UK reserved armed forces (1,600, 17%) and those who served in both the regular armed services and the reserved arm forces (500, 5%).



Source: Office for National Statistics - Census 2021

The map on the next page shows how the veteran population is distributed around the county. It can be seen that certain areas have larger proportions than other areas.

The Credenhill, Weobley and Wellington area has the largest veteran population (by proportion and number of veterans) and also has the highest proportion of households (15%) where at least one veteran lives.



Source: Office for National Statistics - Census 2021

Note. Middle Super Output Areas (MSOAs) are fixed statistical geographies of about 8,000 people, designed by the Office for National Statistics (ONS).

### Previously served (households) in the UK armed forces



9,000 households had at least one UK armed forces veteran living there, this accounts for 10.9% of households in Herefordshire, which is greater than the England and Wales average of 7.0%.

The majority (94%) of these households have only one veteran, but 500 households have two or more veterans living there.

### Previously served in the UK armed forces in communal establishments and in households

99% of veterans lived within a household and just 1% lived in a communal establishment, this is similar to the national average, which has a 98% and 2% split.