

2021 Census education headline results for Herefordshire

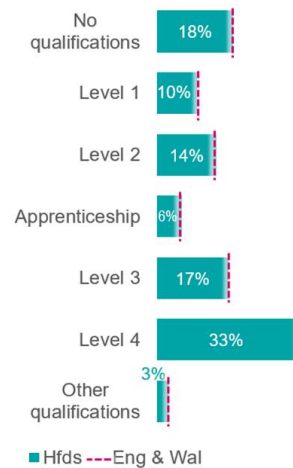
The Office for National Statistics (ONS) published an education topic summary on 10 January 2023. This document presents the headline results for Herefordshire.

Other topic-based headline summaries for Herefordshire are available to download from the [Census 2021](#) page on Understanding Herefordshire.

Highest level of qualification

Levels of qualification in Herefordshire were almost identical to the national picture. Of Herefordshire's usual residents, aged 16 years and over -

- A third (33%) had Level 4¹ or above qualifications (for example, Higher National Certificate, Higher National Diploma, Bachelor's degree and post-graduate qualifications)
- Almost one in five (18%) had no formal qualifications
- In total, over a quarter (28%) did not have the equivalent of five GCSEs grades A*-C (up to Level 2 qualification)



Source: Office for National Statistics – Census 2021

¹ **Level 1:** any GCSEs at other grades, O levels or CSEs (any grades), Foundation Welsh Baccalaureate, one Advanced Subsidiary (AS) level, NVQ (National Vocational Qualification) level 1, Basic or Essential Skills, skills for life, literacy and numeracy, Level 2 Scottish Vocational qualifications;

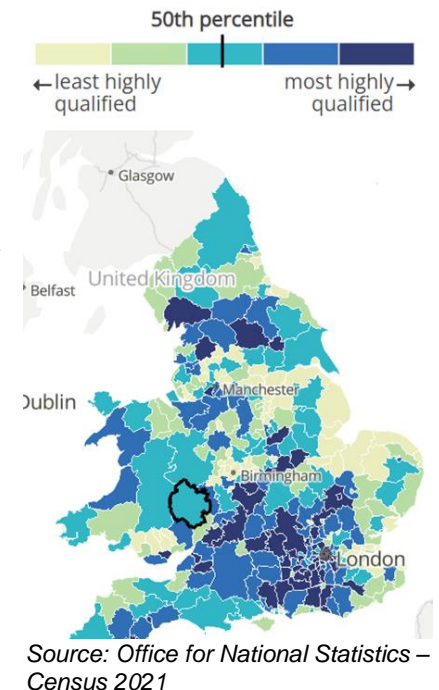
Level 2: five or more GCSEs (A* to C or 9 to 4), O levels (passes), CSEs (grade 1), Intermediate Welsh Baccalaureate, one A level, two to three AS levels, NVQ level 2, Business and Technology Education Council (BTEC) General, City and Guilds Craft, Level 2 Scottish Vocational qualifications;

Level 3: two or more A levels, four or more AS levels, Advanced Welsh Baccalaureate, NVQ level 3, City and Guilds Advanced Craft, Ordinary

- Apprenticeships were the highest qualification for just over 1 in 20 (6%) people aged 16 and over.

The map compares how qualification levels varied across local authorities, using an index score based on average qualification. It assigns every individual aged 16 years and over a value based on their highest level of qualification before calculating an average score for each local authority. The index score is used to rank local authorities in order from most highly to least highly qualified in order to provide a relative comparison.

Changes made to the qualifications question for 2021 mean that a reasonable proportion of respondents would have identified a different qualification level than they did in 2011, even though they still hold the same qualifications. Therefore, the ONS



National Certificate (ONC), Ordinary National Diploma (OND), BTEC National, International Baccalaureate, Level 3 Scottish Vocational qualifications;

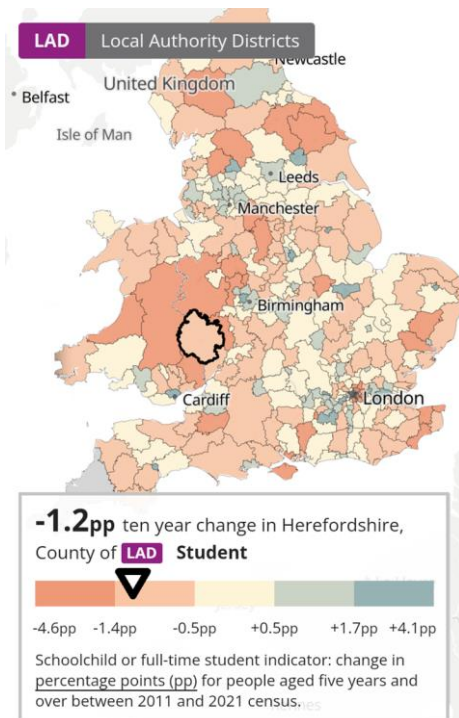
Level 4+: degree, foundation degree, Doctor of Philosophy (PhD), Master's degrees, Higher National Diploma (HND) or Higher National Certificate (HNC), NVQ level 4 or above, professional qualifications (for example, teaching or nursing);

Other qualifications: Any other qualifications, equivalent unknown.

advise against drawing conclusions about changes since 2011 or using them to inform planning or evaluate policies. Nevertheless, an apparent decrease since 2011 in the proportions of residents (aged 16 and over) with no qualifications and those with up to level 2 qualifications and an increase in the proportions with level 3 qualifications and above was supported by data from the Annual Population Survey².

dispersed rural area of the county and the remaining quarter are in one of the market towns (25%).

Schoolchildren and full-time students



In Herefordshire, there were 28.4 thousand schoolchildren and full-time students³ in 2021 aged five years and over – this is 16% of the resident population aged five and over, compared with 20% nationally.

The number decreased by -4% from 29.6 thousand in 2011, compared with a 7% increase nationally. However, the proportion has remained similar (a 1.2 percentage point difference from 17% in 2011). Herefordshire's geographical neighbours have also seen numbers fall.

Just under a third of schoolchildren and students are located in Hereford city (34%), two-fifths (40%) are located in a village or a

If you need help to understand this document, or would like it in another format or language, please contact us on 01432 261944 or e-mail researchteam@herefordshire.gov.uk

² [Annual Population Survey](#). ONS (NOMIS).

³ Schoolchildren and students in full-time education studying away from home are treated as usually resident at their term-time address.