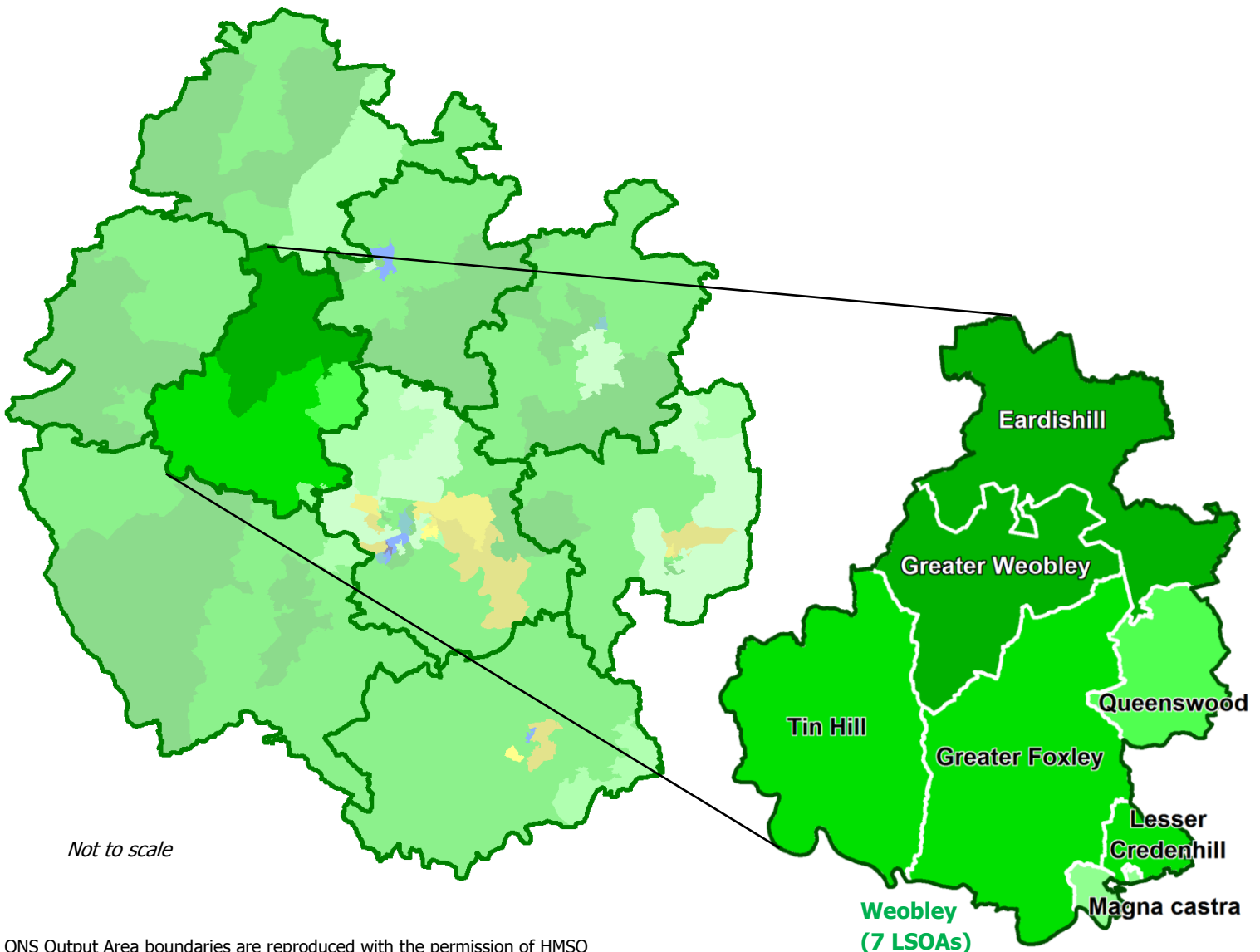


# 2015 Indices of Deprivation for Herefordshire

## Weobley locality profile

As with Herefordshire as a whole, the Weobley locality experiences average levels of overall, multiple deprivation.

The Weobley locality is most deprived in respect of housing condition, availability of central heating and access to services. It is not affected by any other aspects of deprivation, apart from 'Lesser Credenhill' which is deprived in terms of children and young people's education, skills & training.




Find more geographical context in [About localities on the Facts & Figures about Herefordshire website](#)



# Distribution of Weobley's seven LSOAs by English decile for the overall index and domains of deprivation.

## Deciles

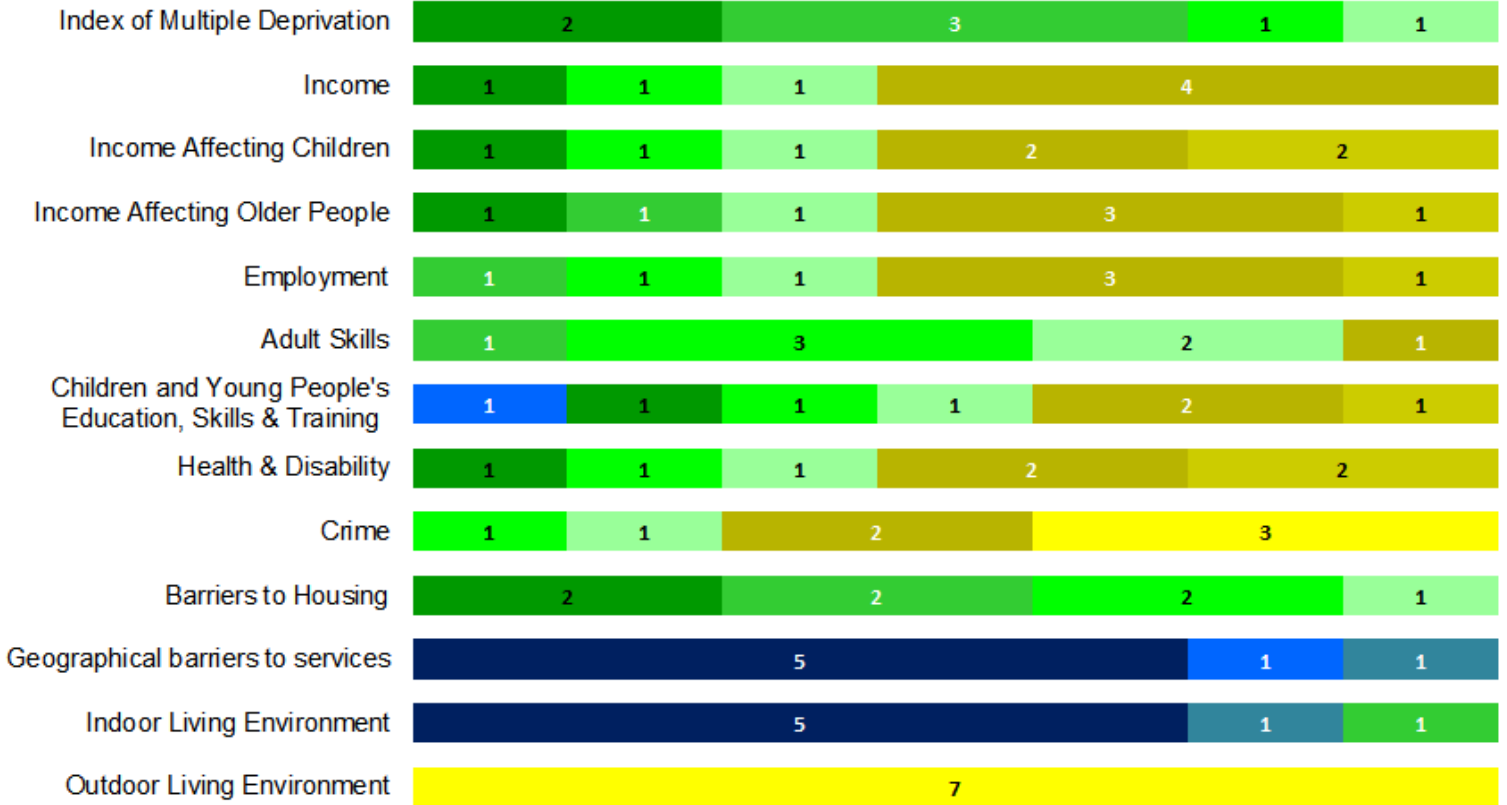


Ranging from the *most* deprived 10 per cent to the *least* deprived 10 per cent of LSOAs in England

**Most deprived** ←

→ **Least deprived**

*Numbers in the chart refer to the number of LSOAs within that decile*



*The relative positions of lower super output areas (LSOAs) in the county compared to all others in England; useful if wanting to highlight issues to organisations from outside the county – e.g. to Government or when applying for national funding.*

## Overall Index of Multiple Deprivation (IMD)



As with Herefordshire as a whole, Weobley experiences average levels of deprivation.

## Income - overall



Eight per cent of people in Weobley are living in income deprived households, compared to 11 per cent countywide. No areas are amongst the most deprived in England. In fact, 'Magna Castra' & 'Greater Foxley' are in the 25 per cent least deprived.

## Income - children (<16) & older people (60+)



11 per cent of children and 11 per cent of older people in Weobley live in income deprived households, compared to 14 per cent and 13 per cent countywide. Weobley has relatively low levels of deprivation for both age groups and no areas are amongst the most deprived in England. 'Magna Castra' & 'Greater Foxley' are amongst the *least* 20 per cent deprived for children; whereas 'Queenswood' is one of the *least* 20 per cent deprived for older people.

*Continued over the page /*

## Employment



Seven per cent of the Weobley's working age population are living in employment deprivation, compared to nine per cent countywide. The sub-locality experiences low levels of deprivation and no areas are amongst the *most* deprived in England. 'Greater Foxley' being one of the 25 per cent *least* deprived LSOAs in England and 'Tin Hill' is one of the lowest 20 per cent.

## Adult skills (qualifications & the ability to speak English)



Weobley has lower than average levels of deprivation and no areas are amongst the most deprived in England.

## Children & young people's education & skills (attainment & school attendance)



Weobley has lower than average levels of deprivation, although levels vary across the locality with 'Lesser Credenhill' being one of the 20 per cent *most* deprived LSOAs in England, while 'Magna Castra' and 'Queenswood' are amongst the 25 per cent *least* deprived.

## Health and Disability



Weobley has low levels of deprivation and no areas are amongst the most deprived in England. 'Greater Foxley' is one of the *least* deprived 25 per cent of LSOAs in England and 'Tin Hill' & 'Queenswood' are amongst the lowest 20 per cent.

## Crime (violent crimes, burglaries, thefts and criminal damage)



Weobley has very low levels of deprivation. All but 'Queenswood' & 'Eardishill' of the locality's seven LSOAs are amongst the 20 per cent *least* deprived in England. 'Tin Hill', 'Greater Foxley' & 'Lesser Credenhill' are amongst the 10 per cent least deprived.

## Barriers to housing (affordability, homelessness & overcrowding)



As with the rest of rural Herefordshire, Weobley experiences average levels of deprivation.

## Geographical barriers to services (distance to schools, GPs, shops, etc)



As is the case for the whole of rural Herefordshire, Weobley is very deprived. All, but 'Greater Weobley', of the locality's seven LSOAs are amongst the 20 per cent least deprived in England; of these, five are in the top 10 per cent (all except 'Queenswood').

## Indoor living environment (house condition & availability of heating)



As with much of Herefordshire, particularly the rural areas, Weobley is very deprived. All, but 'Lesser Credenhill', of the locality's seven LSOAs are amongst the 25 per cent least deprived in England; of these, five are in the top 10 per cent (all except 'Magna Castra').

## Outdoor living environment (air quality & road traffic accidents)



As with Herefordshire as a whole, Weobley has very low levels of deprivation; all seven of its LSOAs are amongst the 10 per cent least deprived in England.

A summary report, data and guidance notes are available from [Indices of Deprivation pages](#) of the [Facts & Figures about Herefordshire](#) website

## Contact

Herefordshire Council Strategic Intelligence Team  
01432 261944 or e-mail [researchteam@herefordshire.gov.uk](mailto:researchteam@herefordshire.gov.uk)



Source: *The 2015 English Indices of Deprivation, Department of Communities and Local Government*