

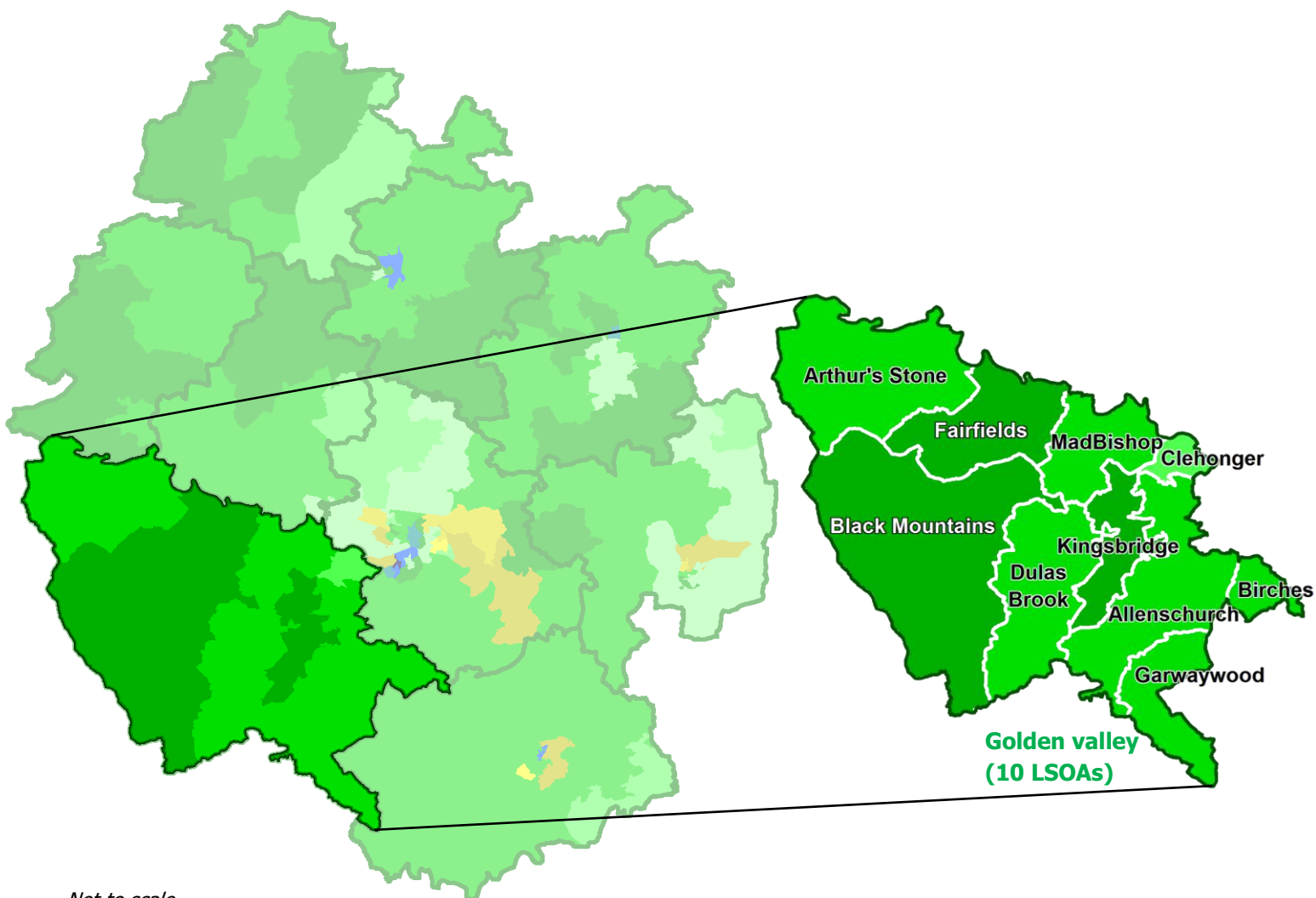
2015 Indices of Deprivation for Herefordshire

The Golden Valley locality profile

As with Herefordshire as a whole, the Golden Valley locality experiences average levels of overall, multiple deprivation.

The Golden Valley locality is most deprived in terms of housing condition, availability of central heating and access to services. It is not affected by any other aspects of deprivation, apart from 'Kingsbridge' which is one of the 20 per cent most deprived in England for children and young people's education, skills & training.

'Arthur's Stone' is the most deprived LSOA in Herefordshire in terms of access to services.




ONS Output Area boundaries are reproduced with the permission of HMSO
© Crown copyright and database rights (2016). Ordnance Survey (100024168)

[Find more geographical context in About localities](#)
[on the Facts & Figures about Herefordshire website](#)



Distribution of the Golden Valley's 10 LSOAs by English decile for the overall index and domains of deprivation.

Deciles

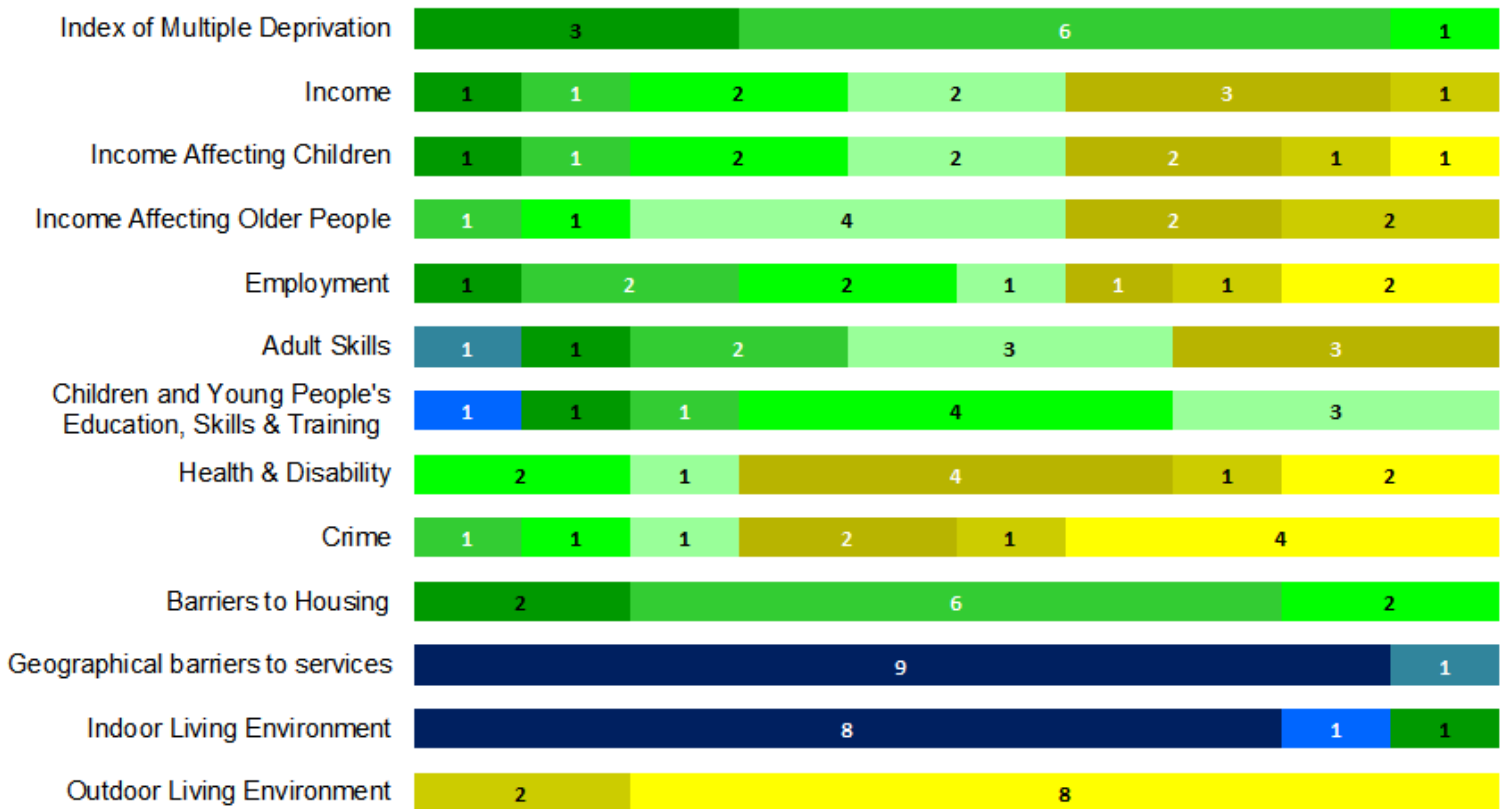


Ranging from the *most* deprived 10 per cent to the *least* deprived 10 per cent of LSOAs in England

Most deprived ←

→ **Least deprived**

Numbers in the chart refer to the number of LSOAs within that decile



The relative positions of lower super output areas (LSOAs) in the county compared to all others in England; useful if wanting to highlight issues to organisations from outside the county – e.g. to Government or when applying for national funding.

Overall Index of Multiple Deprivation (IMD)



As with Herefordshire as a whole, the Golden Valley experiences average levels of deprivation.

Income - overall



12 per cent of people in the Golden Valley are living in income deprived households, compared to 11 per cent countywide. No areas are amongst the most deprived in England. 'Garwaywood' & 'Arthur's Stone' are amongst the 25 per cent least deprived LSOAs in England.

Income - children (<16) & older people (60+)



11 per cent of children and 10 per cent of older people in the Golden Valley live in income deprived households, compared to 14 per cent and 13 per cent countywide. The Golden Valley has relatively low levels of deprivation for both age groups and no areas are amongst the most deprived in England. Both 'Dulas Brook' & 'Garwaywood' are amongst the 20 per cent least deprived LSOAs in England for children living in income deprived households, the latter being amongst the lowest 10 per cent. In terms of income deprived older people, 'Arthur's Stone', 'Black Mountains' & 'Birches' are amongst the 25 per cent least deprived in England.

Continued over the page /

Employment



Seven per cent of the Golden Valley's working age population are living in employment deprivation, compared to nine per cent countywide. The sub-locality experiences low levels of deprivation and no areas are amongst the most deprived in England. Four of the locality's 10 LSOAs are amongst the 25 per cent *least* deprived in England, of which 'Arthur's Stone' & 'Black Mountains' are in the *lowest* 10 per cent.

Adult skills (qualifications & the ability to speak English)



The Golden Valley has lower than average levels of deprivation and no areas are amongst the *most* deprived in England. 'Arthur's Stone' is one of the *least* 25 per cent deprived.

Children & young people's education & skills (attainment & school attendance)



The Golden Valley has lower than average levels of deprivation, although 'Kingsbridge' is one of the 20 per cent *most* deprived LSOAs in the England. Unlike other domains, no areas are amongst the *least* deprived.

Health and Disability



The Golden Valley has low levels of deprivation; six of the locality's 10 LSOAs are amongst the 25 per cent *least* deprived in England, including 'Black Mountains' & 'Garwaywood' which are amongst the 10 per cent least deprived.

Crime (violent crimes, burglaries, thefts and criminal damage)



The Golden Valley has very low levels of deprivation. Six of the locality's 10 LSOAs are amongst the 25 per cent *least* deprived in England, including four which are amongst the 10 per cent least deprived.

Barriers to housing (affordability, homelessness & overcrowding)



As with the rest of rural Herefordshire, the Golden Valley experiences average levels of deprivation.

Geographical barriers to services (distance to schools, GPs, shops, etc)



As is the case for the whole of rural Herefordshire, the Golden Valley is very deprived; with the exception of 'Clehonger', all 10 of the locality's LSOAs are amongst the 10 per cent *most* deprived in England.

Indoor living environment (house condition & availability of heating)



As with much of Herefordshire, particularly the rural areas, the Golden Valley is very deprived. With the exception of 'Clehonger' all 10 of the locality's LSOAs are amongst the 20 per cent *most* deprived in England, of which eight are in the top 10 per cent.

Outdoor living environment (air quality & road traffic accidents)



As with Herefordshire as a whole, the Golden Valley has very low levels of deprivation; all 10 of its LSOAs are amongst the 20 per cent *least* deprived in England, of which eight are in the lowest 10 per cent.

A summary report, data and guidance notes are available from [Indices of Deprivation pages](#) of the [Facts & Figures about Herefordshire](#) website

Contact

Herefordshire Council Strategic Intelligence Team
01432 261944 or e-mail researchteam@herefordshire.gov.uk



Source: *The 2015 English Indices of Deprivation, Department of Communities and Local Government*